

EBS-P300W

BOX PC , 2.5" SBC (PICO-ITX) , Intel® Atom™ Processor, LPDDR4x 8GB on board , Dual HDMI, Dual-LAN,12-24V

Features

- Extreme Light BOX PC, Easy To Adapter Everywhere
- Wide-temp and fanless design for rugged environments
- Supports 2.5Gbe & 1Gbe Ethernet for various data transmission.
- Fix Holes for Antenna, Wall Mount, DIN-Rail Kit Optional
- Excellent expansibility with essential I/O ports on front/back side bezel
- TPM 2.0 on board or optional



Specifications

System CPU	CPU	Atom, x6211E	Atom, x6413E	Atom, x6425E	Atom, x6425RE
	Max. Frequency	3.0GHz	3.0GHz	3.0GHz	N/A
	Base Frequency	1.3GHz	1.5GHz	2.0GHz	1.9GHz
	Core/Tread	2/2	4/4	4/4	4/4
	CPU TDP	6W	9W	12W	12W
Memory	Technology	LPDDR4x	LPDDR4x	LPDDR4x	LPDDR4x
	Max.	8GB	8GB	8 GB	8GB
Storage	EMMC	64 GB	64 GB	64 GB	128GB
	M.2 B Key	1 x M.2 2242 B Key Socket			
External Interfaces	Video	1 x HDMI 2.0; 1 x HDMI 1.4			
	Ethernet	1 x Intel® I226-IT (2.5 Gbe) & 1 x Intel i210-IT (1 Gbe)			
	USB	2 x USB 3.2 & 2 x USB 2.0			
	COM	2 x RS232/422/485			
Expansion Slot	M.2	1 x 2230 M.2 E key for WIFI/BT device 1 x 2242 M.2 B Key (Support SATA Storage)			
Power	Power	12V-24V DC Input			
Mechanical	Construction	Aluminum housing			
	Mounting	DIN-rail/Wall Mount			
	Dimensions	137 x 81 x 61 mm			

Security	TPM	TPM2.0, TPM on board (Infineon SLB 96xx)(optional)			
OS & Software Support	Microsoft Windows	Windows® 10 (64bit) / Windows® IoT enterprise			
	Linux	Ubuntu, RedHat Enterprise, Fedora Workstation, OpenSUSE			
	ASUS IoT Suite	<input checked="" type="checkbox"/> HW Monitor	<input checked="" type="checkbox"/> Power Scheduling	<input checked="" type="checkbox"/> Fan Control	
	User Interfaces	<input checked="" type="checkbox"/> Watch Dog Timer	<input checked="" type="checkbox"/> GPIO	<input checked="" type="checkbox"/> I2C	<input checked="" type="checkbox"/> Linux GPIO Sample code
Environment	Operating Temp.	-40~60° C			
	Storage Temp.	-40~85° C			
	Relative Humidity	Operational humidity: 40°C@10%~95%			
Certification	EMC ,Safety	CE, FCC, UL, CCC , BSMI			

Appearance

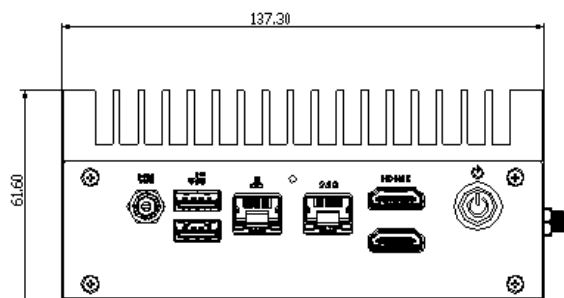
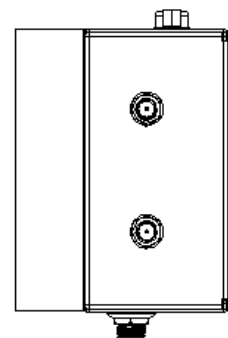
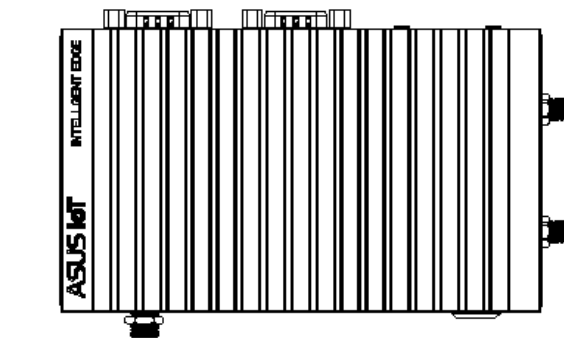
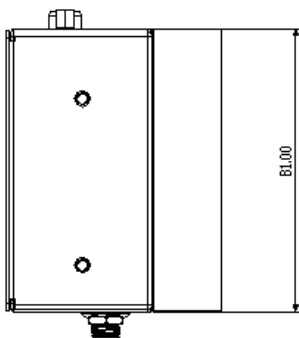
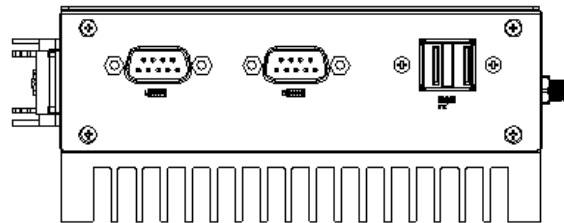


- 1 x DC IN
- 2 x USB 3.2
- 2 x LAN, RJ45
- 2 x HDMI
- 1 x Power On/Off



- 2 x USB 2.0
- 2 x COM

Dimension (mm)



(The pictures are for reference only, actual product may vary)

Packing List

Item	Description	QTY
Wall Mount Kit	EBS-P300W Wall Mount Kit	1

Optional Accessories

Item	Description	QTY
Adapter	ADP 90W 12V Lockable	1
Wi-Fi Module	802.11A/B/G/N/AC+BT5.0(2*2)M.2 2230	1
Wi-Fi RF Cable	RF CABLE ASSEMBLY SMA/MHF4 190MM	2
Wi-Fi Antenna	DIPOLE ANTENNA//INPAQ/DAM-L14-K1-N0-000-04-02	2
Power Cord	Power Cord 180cm with TW, US, EU, CN, JP, AU, UK, KR, CH	1
CANBUS Module	B KEY CANBUS 2.0B	1
Storage Module	B KEY 256 GB /128 GB	1
Din Rail Kit	EBS-P300W Din Rail Kit	2